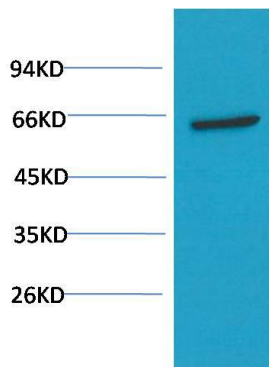
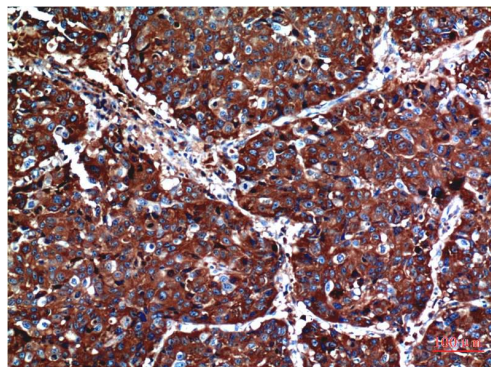


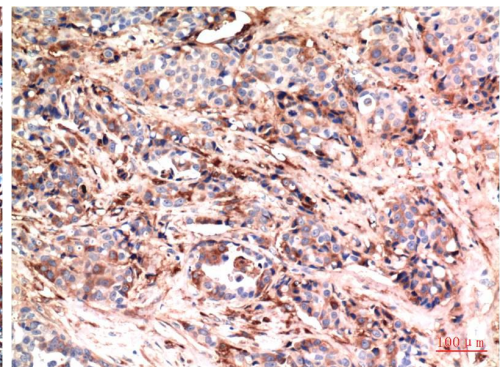
Product name:	AKT 1,2,3 (Pan AKT) Mouse Monoclonal Antibody
Cat number:	MAB-94781
Conjugate:	Unconjugated
Size:	100 ug
Clone:	1H2
Concentration:	1mg/ml
Host:	Mouse
Isotype:	IgG1
Immunogen:	Synthetic Peptide
Reactivity:	Human
Applications:	Western Blot: 1:1000-1:2000 Immunohistochemistry (paraffin embedded tissues): 1:100-1:200
Molecular Weight:	60 kDa
Purification:	Affinity Purified
Form:	Liquid
Buffer:	PBS with 0.02% sodium azide and 50% glycerol pH 7.4.
Storage:	Store at -20°C. Avoid repeated freeze-thaw cycles.
Background:	Akt is a serine/threonine-specific protein kinase that plays a key role in multiple cellular processes such as glucose metabolism apoptosis cell proliferation transcription and cell migration. Akt1 is involved in cellular survival pathways by inhibiting apoptotic processes. Akt1 is also able to induce protein synthesis pathways and is therefore a key signaling protein in the cellular pathways that lead to skeletal muscle hypertrophy and general tissue growth.



Western blot analysis of PC3 Cell Lysate using Akt Mouse mAb diluted at:1000.



Immunohistochemical analysis of paraffin-embedded Human Lung Carcinoma Tissue using Akt Mouse mAb diluted at:200.



Immunohistochemical analysis of paraffin-embedded Human Breast Carcinoma Tissue using Akt Mouse mAb diluted at:200.