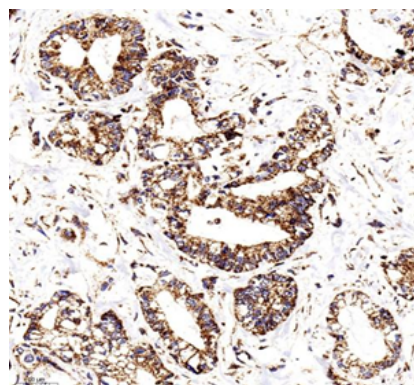

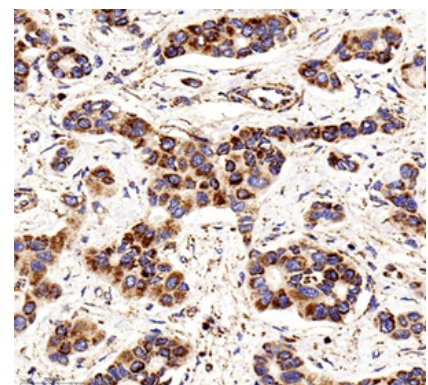


Product name:	Anti-COX IV Rabbit Polyclonal Antibody
Cat number:	ABS11250
Conjugate:	unconjugated
Size:	100 µL
Concentration:	1mg/ml
Host:	Rabbit
Isotype:	IgG
Immunogen:	Recombinant protein corresponding to Mouse COX IV
Reactivity:	Human, Mouse, Rat, Mouse
Applications:	Western Blot: 1: 750-1: 1500 Immunohistochemistry: Immunofluorescence: 1: 50-1: 200 Immunocytochemistry: 1: 50-1: 200 IEM 1: 50-1: 100
Molecular Weight:	20 kDa / 17 kDa
Purification:	Affinity purification
Form:	Liquid
Buffer:	PBS with 0.02% sodium azide, 100 µg/ml BSA and 50% glycerol.
Storage:	Store at -20 °C for one year. Avoid repeated freeze/ thaw cycles.
Background:	COX4I1, also named as COX4 and COXIV-1, belongs to the cytochrome c oxidase IV family. It is one of the nuclear-coded polypeptide chains of cytochrome c oxidase, the terminal oxidase in mitochondrial electron transport. COX4I1 is a marker for mitochondria. It has two isoforms (isoform 1 and 2). Isoform 1(COX4I1) is ubiquitously expressed and isoform 2 is highly expressed in lung tissues. COX4I1 is commonly used as a loading control. This antibody was generated against full length COX4I1 protein and cross reacts with COX4I2.



Immunohistochemistry of paraffin embedded human gastric cancer using COX IV at dilution of 1:400



Immunohistochemistry of paraffin embedded human liver cancer using COX IV at dilution of 1:400