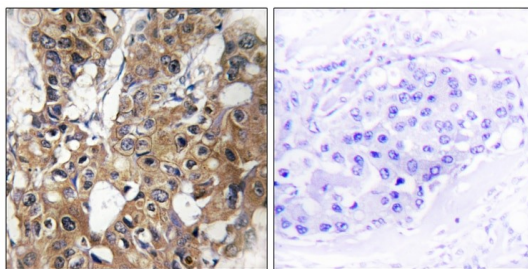
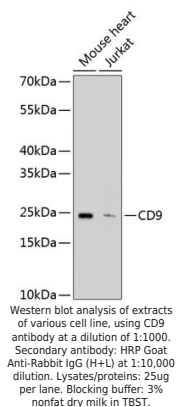
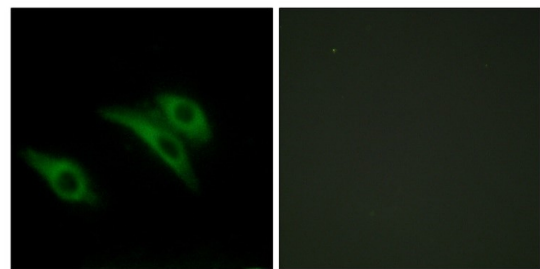


Product name:	CD9
Cat number:	AB-83880
Size:	100 ug
Clone:	POLY
Concentration:	1mg/ml
Host:	Rb
Isotype:	IgG
Immunogen:	Recombinan protein of Human CD9
Reactivity:	Hu, Ms, Rt
Applications:	Western Blot : 1:1000 Immunohistochemistry: 1:50 - 1:100 Immunofluorescence: 1:50 - 1:100 Immunoprecipitation: 1:20 - 1:50
Molecular Weight:	25kDa
Purification:	Aff. Pur.
Form:	Liquid
Buffer:	PBS with 0.02% sodium azide, 50% glycerol, pH7.3
Storage:	At +4°C for short term. At -20°C for longer term. Avoid freeze / thaw cycles.

Background: This gene encodes a member of the transmembrane 4 superfamily, also known as the tetraspanin family. Tetraspanins are cell surface glycoproteins with four transmembrane domains that form multimeric complexes with other cell surface proteins. The encoded protein functions in many cellular processes including differentiation, adhesion, and signal transduction, and expression of this gene plays acritical role in the suppression of cancer cell motility and metastasis.



Immunohistochemistry of paraffin-embedded human breast carcinoma tissue,using CD9 antibody. The picture on the right is blocked with the synthesized peptide.



Immunofluorescence analysis of HeLa cells using CD9 antibody. The picture on the right is blocked with the synthesized peptide.