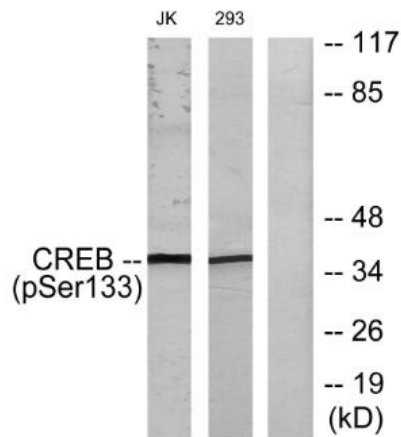
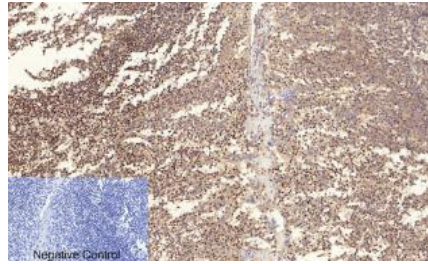
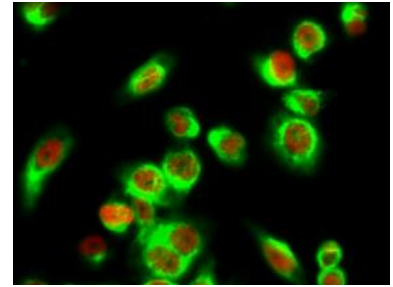

Product name:	CREB-1 (phospho Ser133) Rabbit Polyclonal Antibody
Cat number:	ABP-0333
Conjugate:	Unconjugated
Size:	100 ug
Clone:	POLY
Concentration:	1mg/ml
Host:	Rabbit
Isotype:	IgG
Immunogen:	The antiserum was produced against synthesized peptide derived from human CREB around the phosphorylation site of Ser133. AA range:100-149
Reactivity:	Human;Mouse;Rat;Pig
Applications:	Western Blot: 1/500 - 1/2000 Immunofluorescence: 1:50-200 Immunohistochemistry: 1/100 - 1/300 Immunoprecipitation: 2-5 ug/mg lysate.
Molecular Weight:	37kDa
Purification:	The antibody was affinity-purified from rabbit antiserum by affinity-chromatography using epitope-specific immunogen.
Form:	Liquid
Buffer:	Liquid in PBS containing 50% glycerol, 0.5% BSA and 0.02% sodium azide.
Storage:	Store at -20°C. Avoid repeated freeze-thaw cycles.
Background:	This gene encodes a transcription factor that is a member of the leucine zipper family of DNA binding proteins. This protein binds as a homodimer to the cAMP-responsive element, an octameric palindrome. The protein is phosphorylated by several protein kinases, and induces transcription of genes in response to hormonal stimulation of the cAMP pathway. Alternate splicing of this gene results in several transcript variants encoding different isoforms.



Western blot analysis of lysates from Jurkat and 293 cells treated with UV, using CREB (Phospho-Ser133) Antibody. The lane on the right is blocked with the phospho peptide.



Immunohistochemical analysis of paraffin-embedded Human-Tonsil tissue. 1, CREB-1 (phospho Ser133) Polyclonal Antibody was diluted at 1:200 (4°C, overnight). 2, Sodium citrate pH 6.0 was used for antibody retrieval (>98°C, 20min). 3, Secondary antibody was diluted at 1:200 (room temperature, 30min). Negative control was used by secondary antibody only.



Immunofluorescence analysis of HeLa cell. 1, CREB-1 (phospho Ser133) Polyclonal Antibody (red) was diluted at 1:200 (4°C overnight). 2, Goat Anti Rabbit Alexa Fluor 594 was diluted at 1:1000 (room temperature, 50min). Goat Anti Mouse Alexa Fluor 488 Catalog:RS3208 was diluted at 1:1000 (room temperature, 50min).