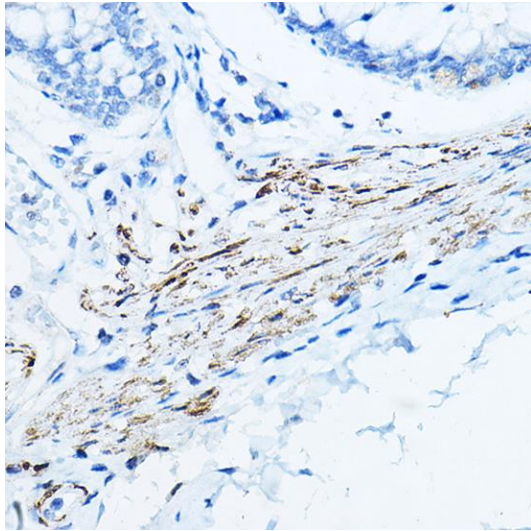
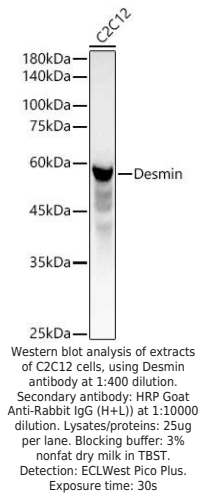
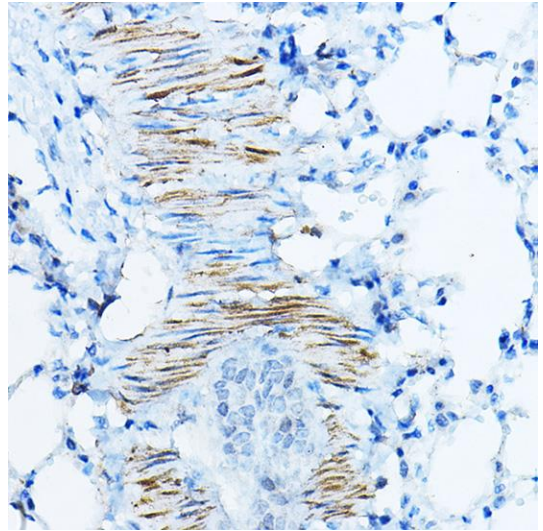
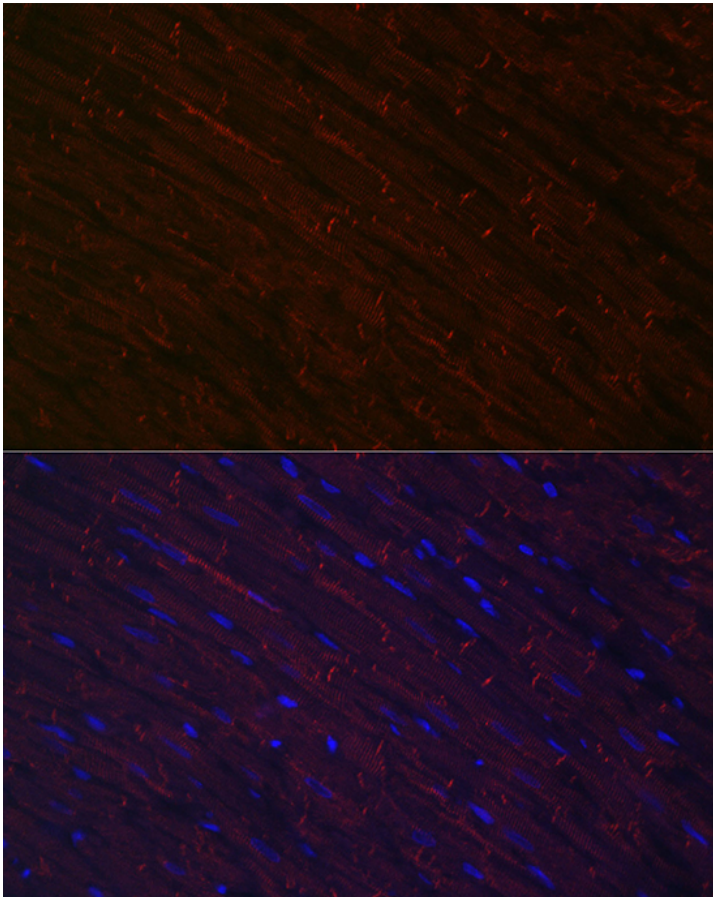

Product name:	Desmin
Cat number:	AB-82627
Conjugate:	Unù
Size:	100 ug
Clone:	POLY
Concentration:	1mg/ml
Host:	Rb
Isotype:	IgG
Immunogen:	Recombinant fusion protein containing a sequence corresponding to amino acids 90-470 of human Desmin.
Reactivity:	Hu,Ms,Rt
Applications:	Western Blot: 1:500 - 1:2000 Immunohistochemistry: 1:50 - 1:100 Immunofluorescence: 1:50 - 1:100 Immunocytochemistry: 1:50 - 1:100
Molecular Weight:	55kDa
Purification:	Aff. Pur.
Form:	Liquid
Buffer:	PBS with 0.05% proclin300,50% glycerol,pH7.3.
Storage:	Store at -20°C. Avoid freeze / thaw cycles.
Background:	This gene encodes a muscle-specific class III intermediate filament. Homopolymers of this protein form a stable intracytoplasmic filamentous network connecting myofibrils to each other and to the plasma membrane. Mutations in this gene are associated with desmin-related myopathy, a familial cardiac and skeletal myopathy (CSM), and with distal myopathies.



Immunohistochemistry of paraffin embedded human colon using Desmin Rabbit pAb at dilution of 1:100 (40x lens). Perform high pressure antigen retrieval with 10 mM citrate buffer pH 6.0 before commencing with IHC staining protocol



Immunohistochemistry of paraffin embedded mouse lung using Desmin Rabbit pAb at dilution of 1:100 (40x lens). Perform high pressure antigen retrieval with 10 mM citrate buffer pH 6.0 before commencing with IHC staining protocol.



Immunofluorescence analysis of rat heart using Desmin Rabbit pAb at dilution of 1:100 (40x lens). Blue: DAPI for nuclear staining.