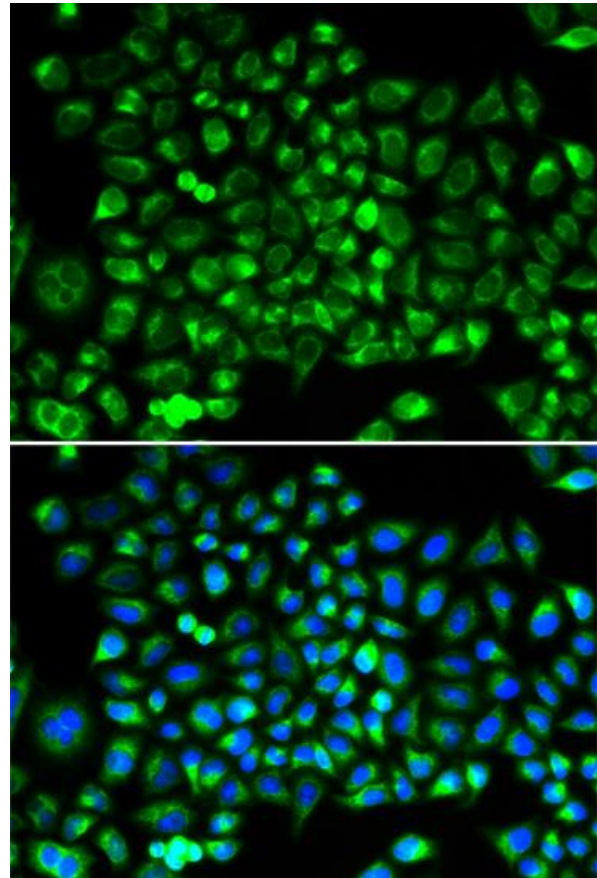
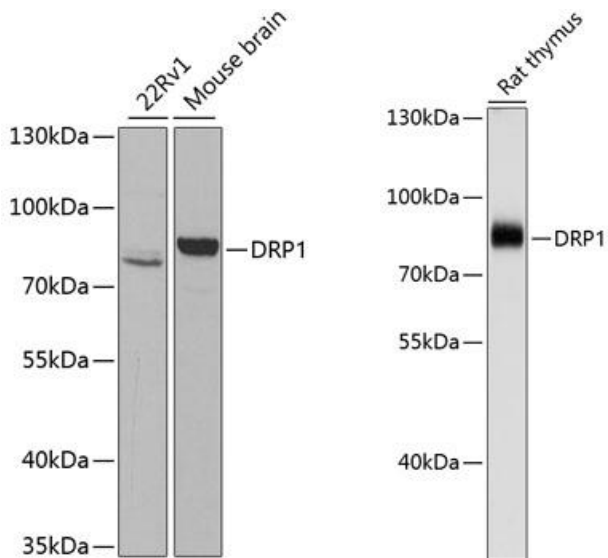
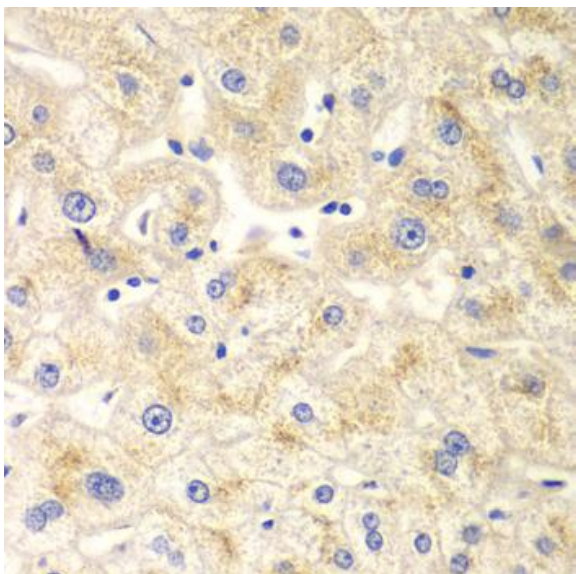

Product name:	DRP1
Cat number:	AB-83896
Size:	100 ug
Clone:	POLY
Concentration:	1mg/ml
Host:	Rb
Isotype:	IgG
Immunogen:	Recombinant fusion protein containing a sequence corresponding to amino acids 411-710 of human DRP1.
Reactivity:	Hu, Ms, Rt
Applications:	Western Blot: 1:500 -1:1000 Immunohistochemistry: 1:50 -1:100 Immunofluorescence: 1:50 -1:100
Molecular Weight:	82kDa
Purification:	Aff. Pur.
Form:	Liquid
Buffer:	PBS with 0.02% sodium azide, 50% glycerol, pH7.3.
Storage:	Store at -20°C. Avoid freeze / thaw cycles.
Background:	This gene encodes a member of the dynamin superfamily of GTPases. The encoded protein mediates mitochondrial and peroxisomal division, and is involved in developmentally regulated apoptosis and programmed necrosis. Dysfunction of this gene is implicated in several neurological disorders, including Alzheimer's disease. Mutations in this gene are associated with the autosomal dominant disorder, encephalopathy, lethal, due to defective mitochondrial and peroxisomal fission (EMPF). Alternative splicing results in multiple transcript variants encoding different isoforms.



Immunohistochemistry of paraffin-embedded human liver injury using DRP1 antibody at dilution of 1:100 (40x lens).



Immunofluorescence analysis of HeLa cells using DRP1 antibody. Blue: DAPI for nuclear staining