
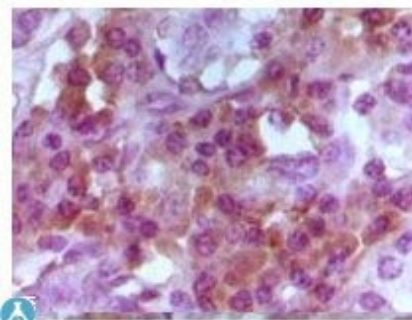


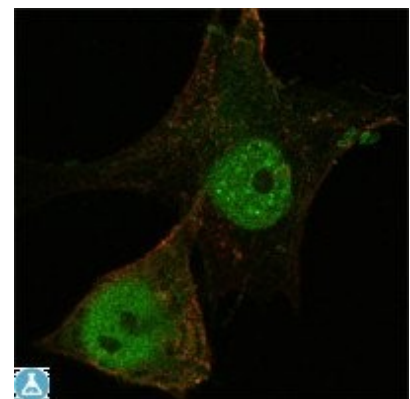
Product name:	FOXP3
Cat number:	MAB-94572
Size:	100µg
Clone:	2A11G9
Concentration:	1mg/ml
Host:	Ms
Isotype:	IgG1
Immunogen:	Purified recombinant fragment of human FoxP3 expressed in E. Coli.
Reactivity:	Hu, Ms
Applications:	Western Blot: 1:500-1:2000 Immunohistochemistry: 1:200-1:1000 Immunofluorescence: 1:200-1:1000 ELISA: 1:10000
Molecular Weight:	47.2kDa
Purification:	Aff. Pur.
Form:	Liquid
Buffer:	Purified antibody in PBS containing 0.03% sodium azide.
Storage:	Store at -20°C, and avoid repeat freeze-thaw cycles.
Background:	FoxP3 Monoclonal Antibody detects endogenous levels of FoxP3 protein.



Western Blot (WB) analysis using FoxP3 Monoclonal Antibody against truncated Foxp3 recombinant (1) and HEK293 cell lysate (2).



Immunohistochemistry (IHC) analysis of paraffin-embedded Human Lymphocyte tissue, showing cytoplasmic and nuclear localization with DAB staining using FoxP3 Monoclonal Antibody.



Confocal Immunofluorescence (IF) analysis of PANC-1 cells using FoxP3 Monoclonal Antibody (green). Red: Actin filaments have been labeled with Alexa Fluor-555 phalloidin.