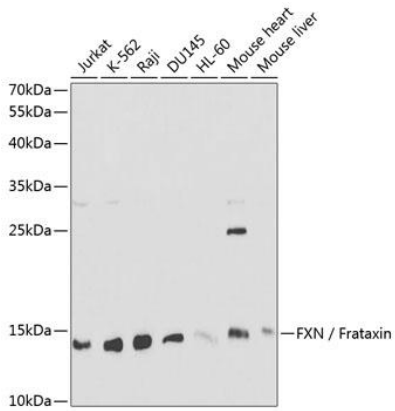
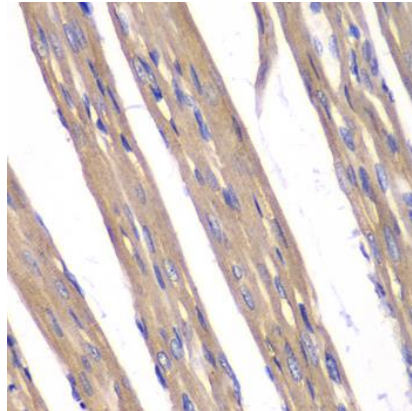
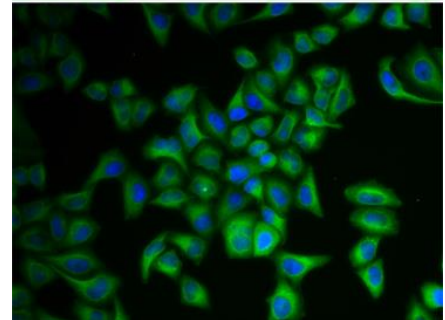
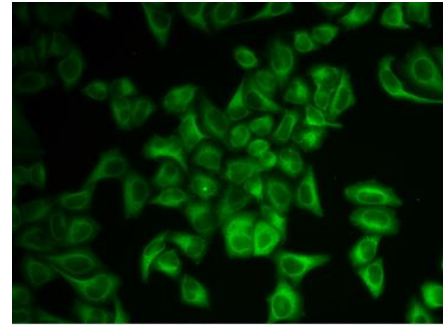

Product name:	Frataxin
Cat number:	AB-83941
Conjugate:	Unconjugated
Size:	100 ug
Clone:	POLY
Concentration:	1mg/ml
Host:	Rb
Isotype:	IgG
Immunogen:	Recombinant fusion protein containing a sequence corresponding to amino acids 42-210 of human FXN / Frataxin
Reactivity:	Hu, Ms, Rt
Applications:	Western Blot: 1:500 -1:1000 Immunohistochemistry: 1:50 - 1:100 Immunofluorescence: 1:50 -1:100
Molecular Weight:	14kDa
Purification:	Aff. Pur.
Form:	Liquid
Buffer:	PBS with 0.02% sodium azide, 50% glycerol, pH7.3.
Storage:	Store at -20°C, and avoid repeat freeze-thaw cycles.
Background:	This nuclear gene encodes a mitochondrial protein which belongs to the FRATAXIN family. The protein functions in regulating mitochondrial iron transport and respiration. The expansion of intronic trinucleotide repeat GAA from 8-33 repeats to >90 repeats results in Friedreich ataxia. Alternative splicing results in multiple transcript variants.



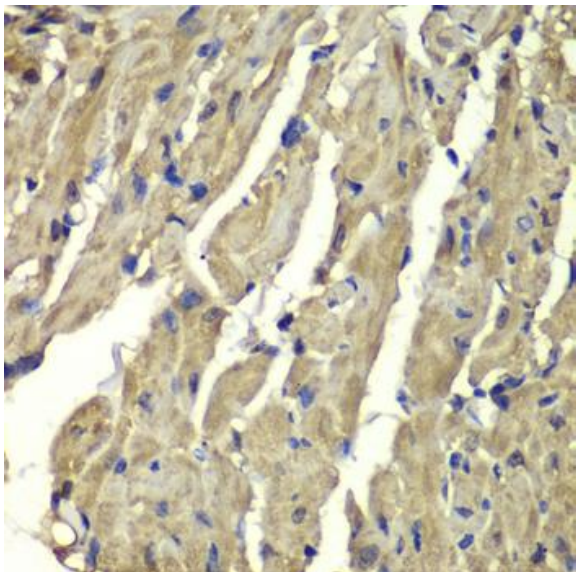
Western blot analysis of extracts of various cell lines, using FXN / Frataxin antibody at 1:1000 dilution. Secondary antibody: HRP Goat Anti-Rabbit IgG (H+L) at 1:10000 dilution. Lysates/proteins: 25ug per lane. Blocking buffer: 3% nonfat dry milk in TBST.



Immunohistochemistry of paraffin-embedded rat heart using FXN / Frataxin antibody at dilution of 1:100 (40x lens).



Immunofluorescence analysis of A549 cells using FXN / Frataxin antibody . Blue: DAPI for nuclear staining



Immunohistochemistry of paraffin-embedded mouse heart using FXN / Frataxin antibody at dilution of 1:100 (40x lens).