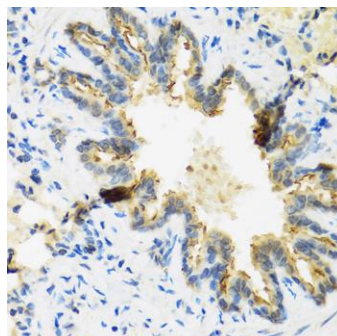


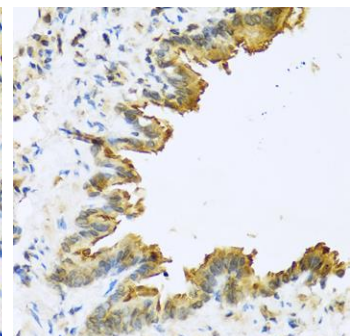
Product name:	hBD2
Cat number:	AB-84262
Size:	100ug
Clone:	POLY
Concentration:	1mg/ml
Host:	Rb
Isotype:	IgG
Immunogen:	Recombinant fusion protein containing a sequence corresponding to amino acids 1-64 of human DEFB4A
Reactivity:	Hu, Ms, Rt
Applications:	Western Blot: 1:500 - 1:2000 Immunohistochemistry: 1:100 - 1:200 Immunofluorescence: 1:50 - 1:200
Molecular Weight:	8kDa
Purification:	Aff. Pur.
Form:	Liquid
Buffer:	PBS with 0.02% sodium azide,50% glycerol,pH7.3.
Storage:	Store at -20°C. Avoid freeze / thaw cycles.
Background:	Defensins form a family of microbicidal and cytotoxic peptides made by neutrophils. Members of the defensin family are highly similar in protein sequence. This gene encodes defensin, beta 4, an antibiotic peptide which is locally regulated by inflammation.



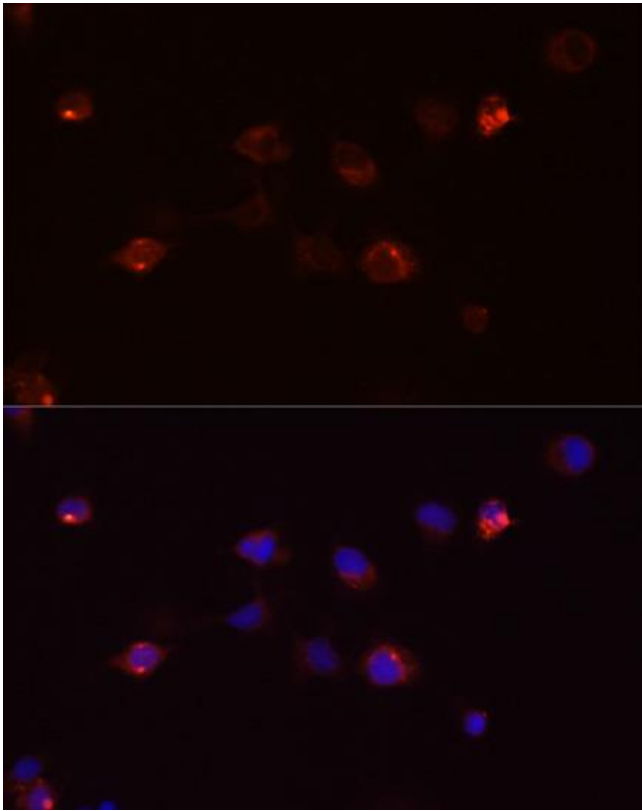
Western Blot Suggested Anti- hBD2 Antibody Titration: 0.2-1 ug/ml ELISA Titer: 1:62500 Positive
Control: Human Placenta



Immunohistochemistry of paraffin embedded rat lung using hBD2 antibody at dilution of 1:100 (40x lens).



Immunohistochemistry of paraffin embedded mouse lung using hBD2 antibody at dilution of 1:100 (40x lens).



Immunofluorescence analysis of A431 cells using hBD2 antibody at dilution of 1:100 (40x lens). Blue: DAPI for nuclear staining.