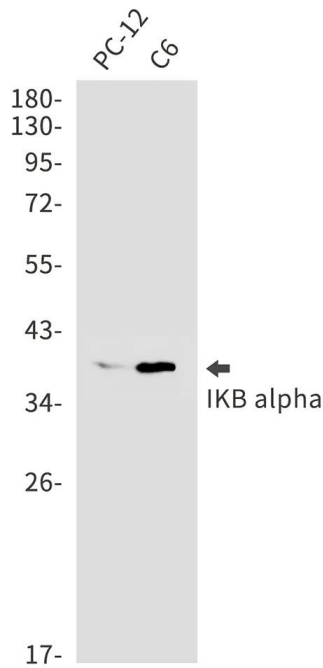
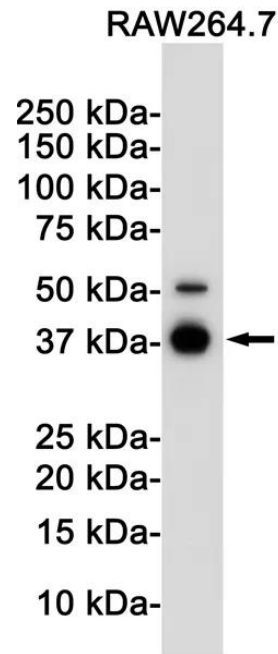


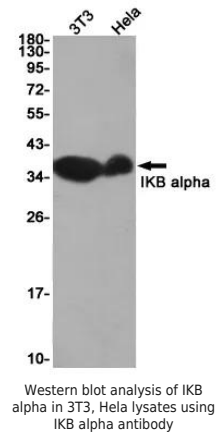
Product name:	IKB alpha Rabbit Monoclonal Antibody
Cat number:	MABN01574
Conjugate:	Unconjugated
Size:	100µL
Clone:	I12
Concentration:	1mg/ml
Host:	Rabbit
Isotype:	IgG
Reactivity:	Human,Mouse,Rat
Applications:	WB 1:500-1:1000,IHC 1:50-1:100,IP 1:20-1:50
Molecular Weight:	39 kDa
Purification:	Affinity purification
Form:	liquid
Buffer:	50mM Tris-Glycine(pH 7.4), 0.15M NaCl, 40% Glycerol, 0.01% Sodium azide and 0.05% protective protein
Storage:	Store at 4°C short term. Aliquot and store at -20°C long term. Avoid freeze/thaw cycles.
Background:	NFKB1 (MIM 164011) or NFKB2 (MIM 164012) is bound to REL (MIM 164910), RELA (MIM 164014), or RELB (MIM 604758) to form the NFKB complex. The NFKB complex is inhibited by I-kappa-B proteins (NFKBIA or NFKBIB, MIM 604495), which inactivate NF-kappa-B by trapping it in the cytoplasm.



Western blot analysis of IKB alpha in PC-12, C6 lysates using IKB alpha antibody.



Western blot analysis of IKB alpha in Raw264.7 lysates using IKB alpha antibody.



Western blot analysis of IKB alpha in 3T3, HeLa lysates using IKB alpha antibody