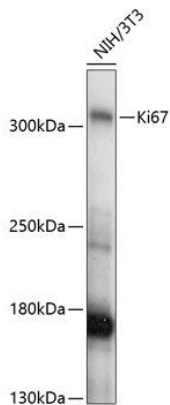
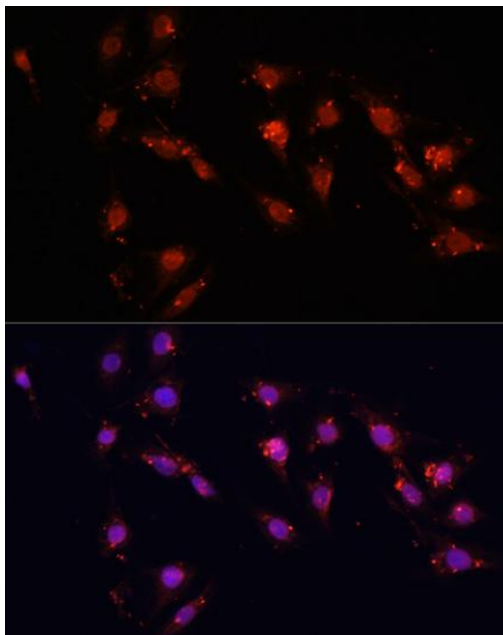


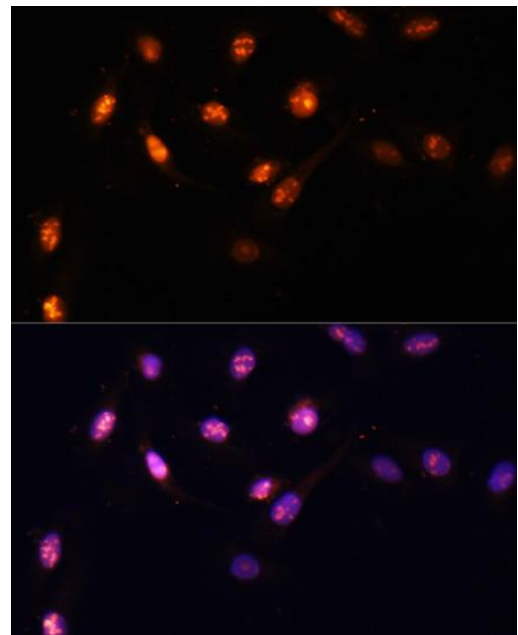
Product name:	Ki-67
Cat number:	AB-84220
Size:	100 ug
Clone:	POLY
Concentration:	1mg/ml
Host:	Rb
Isotype:	IgG
Immunogen:	Recombinant protein of human Ki67
Reactivity:	Hu, Ms, Rt
Applications:	Western Blot: 1:500 - 1:2000 Immunofluorescence: 1:50 - 1:200
Molecular Weight:	358kDa
Purification:	Aff. Pur.
Form:	Liquid
Buffer:	PBS with 0.02% sodium azide, 50% glycerol, pH7.3.
Storage:	Store at -20°C. Avoid freeze / thaw cycles.
Background:	This gene encodes a nuclear protein that is associated with and may be necessary for cellular proliferation. Alternatively spliced transcript variants have been described. A related pseudogene exists on chromosome X.



Western blot analysis of extracts of NIH/3T3 cells, using Ki67 antibody at 1:1000 dilution. Secondary antibody: HRP Goat Anti-Rabbit IgG (H+L) at 1:10000 dilution. Lysates/proteins: 25ug per lane. Blocking buffer: 3% nonfat dry milk in TBST. Detection: ECL West Pico Plus. Exposure time: 1s.



Immunofluorescence analysis of C6 cells using Ki67 antibody at dilution of 1:100. Blue: DAPI for nuclear staining.



Immunofluorescence analysis of U2OS cells using Ki67 antibody at dilution of 1:100. Blue: DAPI for nuclear staining.