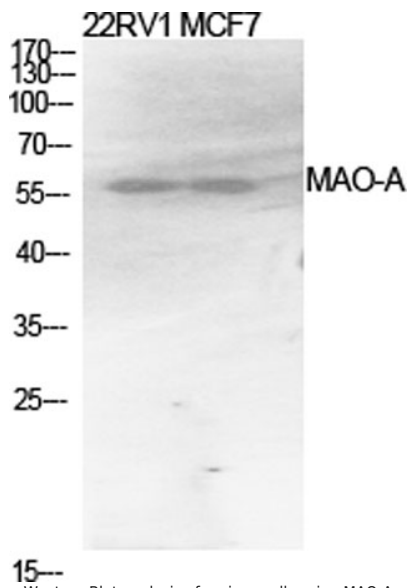
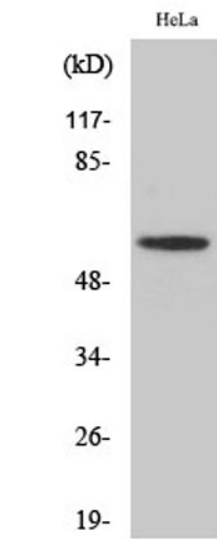
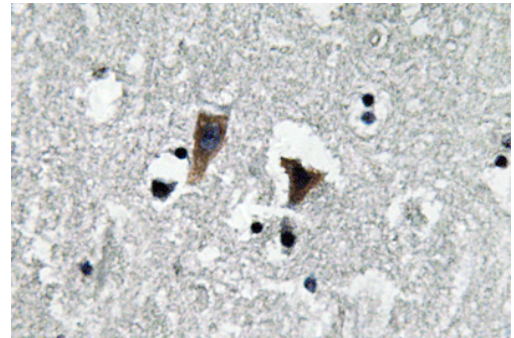

Product name:	MAO-A rabbit Polyclonal Antibody
Cat number:	ABE2743
Conjugate:	unconjugated
Size:	100 ug
Clone:	Polyclonal
Concentration:	1 mg/ml
Host:	Rabbit
Isotype:	IgG
Immunogen:	The antiserum was produced against synthesized peptide derived from human MAO-A. AA range:298-347
Reactivity:	Human;Mouse;Rat
Applications:	Western Blot: 1/500 - 1/2000. Immunohistochemistry: 1/100 - 1/300. ELISA: 1/20000. Not yet tested in other applications.
Molecular Weight:	61kD
Purification:	The antibody was affinity-purified from rabbit antiserum by affinity-chromatography using epitope-specific immunogen.
Form:	liquid
Buffer:	Liquid in PBS containing 50% glycerol, 0.5% BSA and 0.02% sodium azide.
Storage:	-20°C/1 year
Background:	This gene is one of two neighboring gene family members that encode mitochondrial enzymes which catalyze the oxidative deamination of amines, such as dopamine, norepinephrine, and serotonin. Mutation of this gene results in Brunner syndrome. This gene has also been associated with a variety of other psychiatric disorders, including antisocial behavior. Alternatively spliced transcript variants encoding multiple isoforms have been observed.



Western Blot analysis of various cells using MAO-A Polyclonal Antibody diluted at 1:1000



Western Blot analysis of HeLa cells using MAO-A Polyclonal Antibody diluted at 1:1000



Immunohistochemistry analysis of MAO-A antibody in paraffin-embedded human brain tissue.