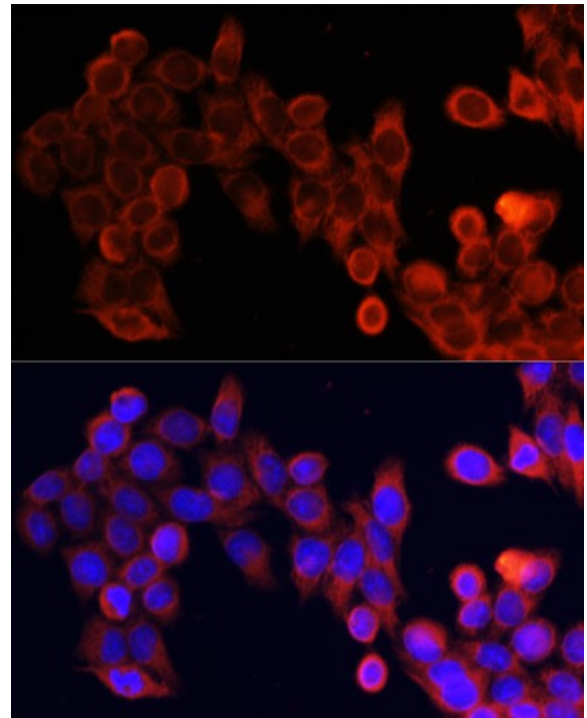
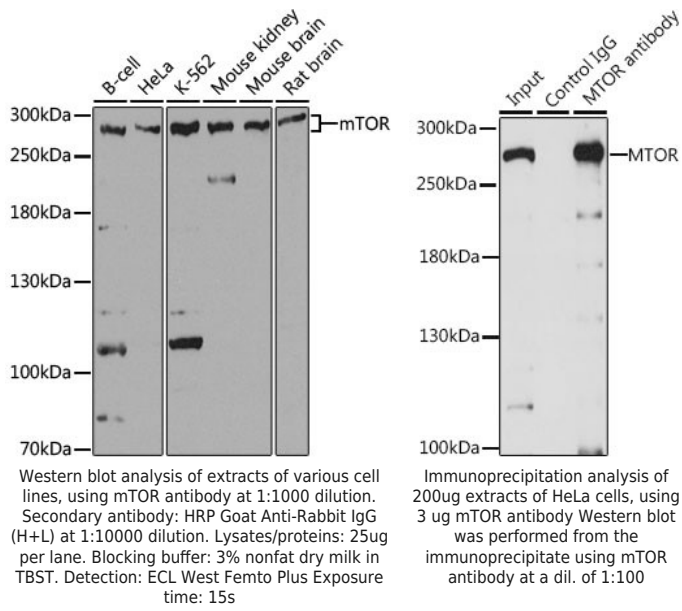
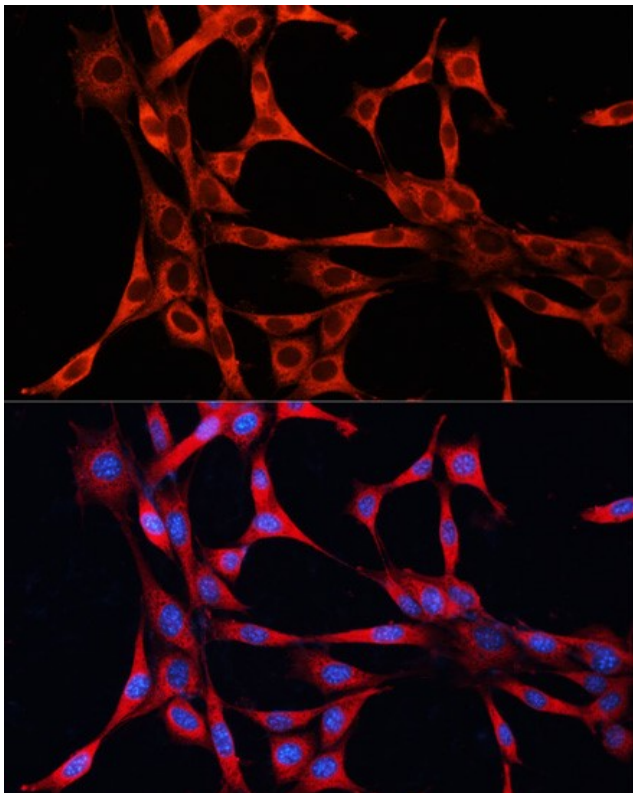

Product name:	mTOR
Cat number:	AB-83580
Conjugate:	Unconjugated
Size:	100 ul
Clone:	POLY
Concentration:	1mg/ml
Host:	Rb
Isotype:	IgG
Immunogen:	Recombinant fusion protein containing a sequence corresponding to amino acids 1-300 of human mTOR
Reactivity:	Hu,Ms, Rt
Applications:	Western Blot: 1:500 - 1:1000 Immunofluorescence: 1:50-1:100 Immunohistochemistry: 1:50-1:100 Immunoprecipitation: 1:50
Molecular Weight:	Calculated MW: 288kDa Observed MW: 290kDa
Purification:	Aff, Pur.
Form:	Liquid
Buffer:	Liquid in PBS with 0.02% sodium azide, 50% glycerol, pH7.3
Storage:	At +4°C for short term. For longer term store at -20°C, avoid repeat freeze-thaw cycles.
Background:	The protein encoded by this gene belongs to a family of phosphatidylinositol kinase-related kinases. These kinases mediate cellular responses to stresses such as DNA damage and nutrient deprivation. This protein acts as the target for the cell-cycle arrest and immunosuppressive effects of the FKBP12-rapamycin complex. The ANGPTL7 gene is located in an intron of this gene.



Immunofluorescence analysis of HeLa cells using mTOR antibody at dilution of 1:100. Blue: DAPI for nuclear staining.



Immunofluorescence analysis of NIH/3T3 cells using mTOR antibody at dilution of 1:100. Blue: DAPI for nuclear staining.