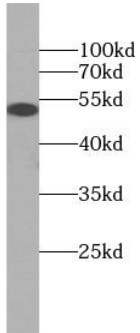
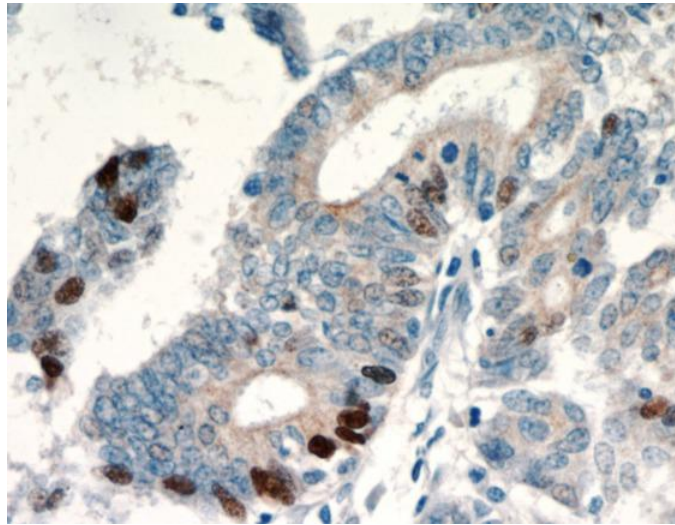


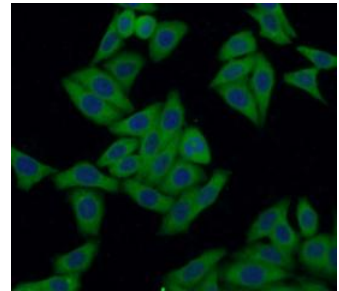
Product name:	P53 Rabbit Polyclonal Antibody
Cat number:	AB-84332
Conjugate:	Unconjugated
Size:	100 ug
Clone:	POLY
Concentration:	1mg/ml
Host:	Rabbit
Isotype:	IgG
Immunogen:	tumor protein p53
Reactivity:	Human, Mouse, Rat
Applications:	Western Blot: 1:500 - 1:2000 Immunohistochemistry: 1:50 - 1:200 Immunofluorescence: 1:20 - 1:100
Molecular Weight:	53 kDa
Purification:	Immunogen affinity purified
Form:	Liquid
Buffer:	PBS with 0.02% sodium azide and 50% glycerol pH 7.3.
Storage:	Store at -20°C for 12 months (Avoid repeated freeze / thaw cycles.)
Background:	<p>This gene encodes a tumor suppressor protein containing transcriptional activation, DNA binding, and oligomerization domains. The encoded protein responds to diverse cellular stresses to regulate expression of target genes, thereby inducing cell cycle arrest, apoptosis, senescence, DNA repair, or changes in metabolism. Mutations in this gene are associated with a variety of human cancers, including hereditary cancers such as Li-Fraumeni syndrome. Alternative splicing of this gene and the use of alternate promoters result in multiple transcript variants and isoforms. Additional isoforms have also been shown to result from the use of alternate translation initiation codons from identical transcript variants</p>



MCF7 cells were subjected to SDS PAGE followed by western blot with P53 antibody at dilution of 1:1000



Immunohistochemistry of paraffin-embedded human endometrial cancer using P53 antibody at dilution of 1:100



Immunofluorescent analysis of HepG2 cells using P53 Antibody at dilution of 1:50 and Alexa Fluor 488-conjugated Goat Anti-Rabbit IgG (H+L)