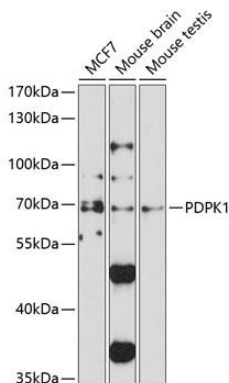
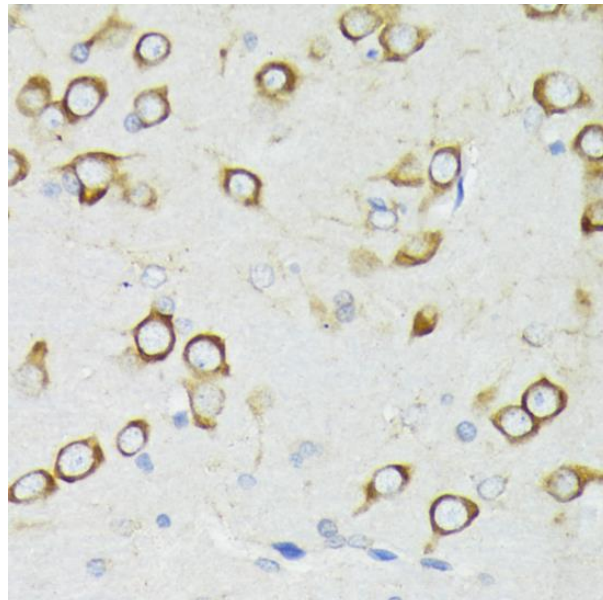


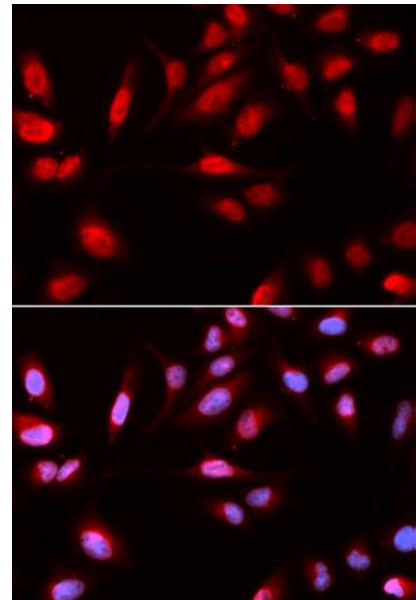
Product name:	PDK1
Cat number:	AB-90230
Size:	100 ug
Clone:	POLY
Concentration:	1mg/ml
Host:	Rb
Isotype:	IgG
Immunogen:	Recombinant fusion protein containing a sequence corresponding to amino acids 150-429 of human PDPK1.
Reactivity:	HU, Ms,
Applications:	Western Blot: 1:500 -1:1000 Immunohistochemistry: 1:50 -1:100 Immunofluorescence: 1:50 - 1:100
Molecular Weight:	68kDa
Purification:	Purified
Form:	Liquid
Buffer:	PBS with 0.02% sodium azide, 50% glycerol, pH7.3.
Storage:	Store at -20°C. Avoid freeze / thaw cycles.



Western blot analysis of extracts of various cell lines, using PDK1 antibody at 1:500 dilution. Secondary antibody: HRP Goat Anti-Rabbit IgG (H+L) at 1:10000 dilution. Lysates/proteins: 25ug per lane. Blocking buffer: 3% nonfat dry milk in TBST. Detection: ECL West Pico. . Exposure time: 90s.



Immunohistochemistry of paraffin-embedded rat brain using PDK1 antibody at dilution of 1:100 (40x lens).



Immunofluorescence analysis of U2OS cells using PDK1 antibody Blue: DAPI for nuclear staining.