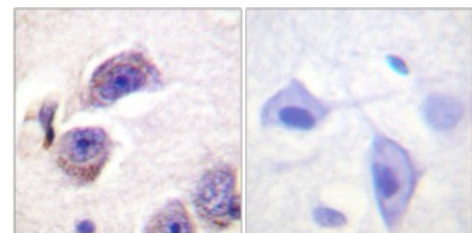
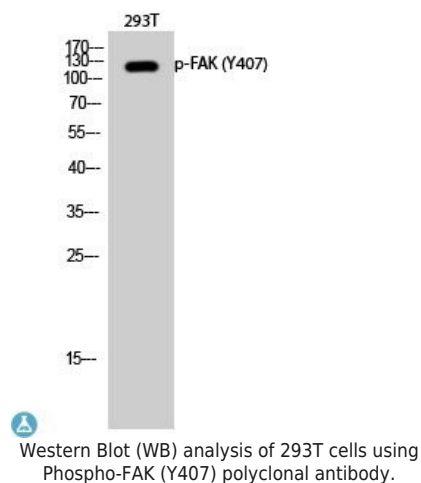
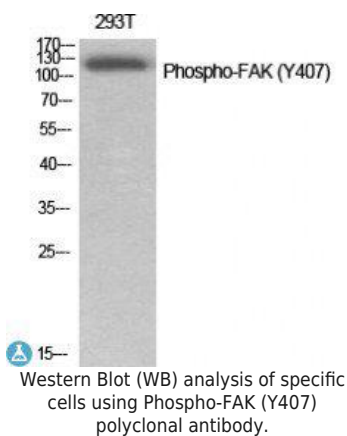


Product name:	Phospho-FAK (Y407)
Cat number:	ABP10416
Conjugate:	Unconjugated
Size:	100 ug
Clone:	Poly
Concentration:	1mg/ml
Host:	Rb
Isotype:	IgG
Immunogen:	Synthesized peptide derived from human FAK around the phosphorylation site of Y407.
Reactivity:	Hu, Ms, Rt, Monkey
Applications:	Western Blot: 1:500-1:2000 Immunohistochemistry: 1:100-1:300 ELISA: 1:5000
Molecular Weight:	125 kDa
Purification:	The antibody was affinity-purified from rabbit antiserum by affinity chromatography using epitope-specific immunogen.
Form:	liquid
Buffer:	Liquid in PBS containing 50% glycerol, 0.5% BSA and 0.02% sodium azide.
Storage:	Store at -20°C, and avoid repeat freeze-thaw cycles.
Background:	Phospho-FAK (Y407) Polyclonal Antibody detects endogenous levels of FAK protein only when phosphorylated at Y407. Tissue Specificity: Detected in B and T-lymphocytes. Isoform 1 and isoform 6 are detected in lung fibroblasts (at protein level). Ubiquitous.



Immunohistochemistry analysis of paraffin-embedded human brain, using FAK (Phospho-Tyr407) Antibody. The picture on the right is blocked with the phospho peptide.