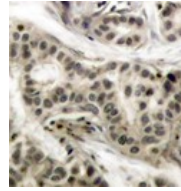
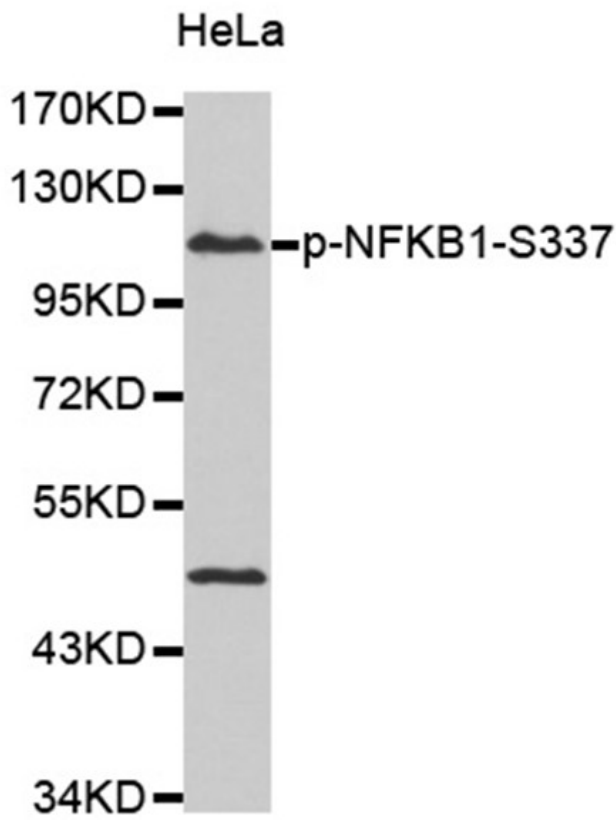
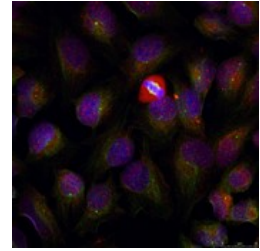

Product name:	Phospho-NFKB-P50 (S337)
Cat number:	ABP-0125
Conjugate:	Unconjugated
Size:	100 ug
Clone:	Poly
Concentration:	1mg/ml
Host:	Rb
Isotype:	IgG
Immunogen:	A phospho specific peptide corresponding to residues surrounding Ser337 of human NFKB-p50
Reactivity:	Hu, Ms
Applications:	Western Blot 1:1000 IHC 1:50 - 1:100 IF 1:100 - 1:200
Molecular Weight:	105 kDa
Purification:	Affinity purification
Form:	liquid
Buffer:	PBS with 0.02% sodium azide, 50% glycerol, pH7.3.
Storage:	Store at -20° C. Avoid freeze / thaw cycles.
Background:	<p>This gene encodes a 105 kD protein which can undergo cotranslational processing by the 26S proteasome to produce a 50 kD protein. The 105 kD protein is a Rel protein-specific transcription inhibitor and the 50 kD protein is a DNA binding subunit of the NF-kappa-B (NFKB) protein complex. NFKB is a transcription regulator that is activated by various intra- and extra-cellular stimuli such as cytokines, oxidant-free radicals, ultraviolet irradiation, and bacterial or viral products. Activated NFKB translocates into the nucleus and stimulates the expression of genes involved in a wide variety of biological functions. Inappropriate activation of NFKB has been associated with a number of inflammatory diseases while persistent inhibition of NFKB leads to inappropriate immune cell development or delayed cell growth. Two transcript variants encoding different isoforms have been found for this gene.</p>



Immunohistochemical analysis of paraffin-embedded human breast carcinoma tissue using Phospho-NFKB-p50 (Ser337) antibody.



Immunofluorescence staining of methanol-fixed HeLa cells using Phospho-NFKB-p50 (Ser337) antibody.

Western blot analysis of extract from HeLa cells, using Phospho-NFKB-p50 (Ser337) antibody