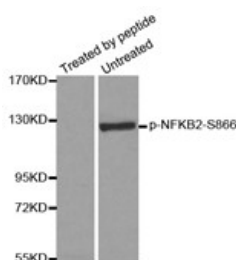
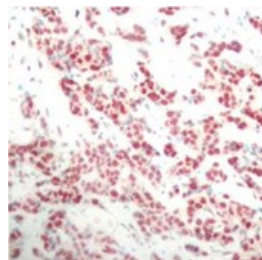


Product name:	Phospho-NFKB-P52-S866
Cat number:	ABP-0418
Conjugate:	Unconjugated
Size:	100 ug
Clone:	Poly
Concentration:	1mg/ml
Host:	Rb
Isotype:	IgG
Immunogen:	A phospho specific peptide corresponding to residues surrounding Ser866 of human NFKB-p52
Reactivity:	Hu, Ms, Rt
Applications:	WB: 1:1000 IHC: 1:50 - 1:100 IF: 1:50 - 1:100
Molecular Weight:	120 kDa
Purification:	Affinity purification
Form:	liquid
Buffer:	PBS with 0.02% sodium azide, 50% glycerol, pH7.3, BSA.
Storage:	Store at -20° C. Avoid freeze / thaw cycles.

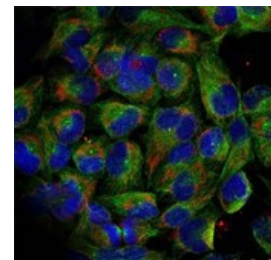
Background: This gene encodes a subunit of the transcription factor complex nuclear factor-kappa-B (NFkB). The NFkB complex is expressed in numerous cell types and functions as a central activator of genes involved in inflammation and immune function. The protein encoded by this gene can function as both a transcriptional activator or repressor depending on its dimerization partner. The p100 full-length protein is co-translationally processed into a p52 active form. Chromosomal rearrangements and translocations of this locus have been observed in B cell lymphomas, some of which may result in the formation of fusion proteins. There is a pseudogene for this gene on chromosome 18. Alternative splicing results in multiple transcript variants.



Western blot analysis of extracts from ovary cancer cells, using Phospho-NFKB-p52 (Ser866) antibody.



Immunohistochemical analysis of paraffin-embedded human breast carcinoma tissue using Phospho-NFKB-p52 (Ser866) antibody.



Immunofluorescence staining of methanol-fixed HeLa cells using Phospho-NFKB-p52 (Ser866) Ab.