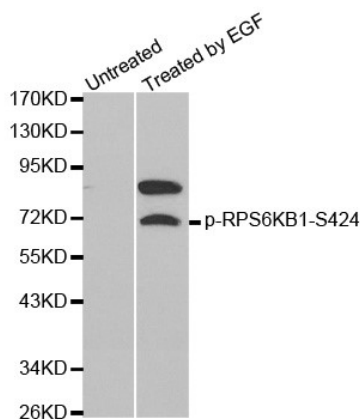
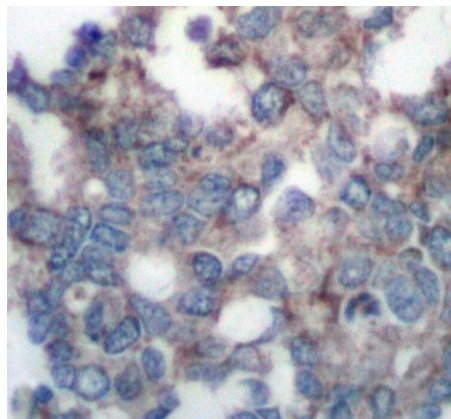


Product name:	Phospho-p70 S6k (S424)
Cat number:	AB-83584
Conjugate:	Unconjugated
Size:	100 ug
Clone:	Poly
Concentration:	1mg/ml
Host:	Rb
Isotype:	IgG
Immunogen:	A phospho specific peptide corresponding to residues surrounding S424 of human P70-S6K.
Reactivity:	Hu, Ms, Rt
Applications:	Western Blot: 1:1000 Immunohistochemistry: 1:50 Immunofluorescence: 1:100
Molecular Weight:	70kDa
Form:	liquid
Buffer:	PBS with 0.02% sodium azide, 50% glycerol, pH7.3.
Storage:	Store at -20°C. Avoid freeze / thaw cycles.

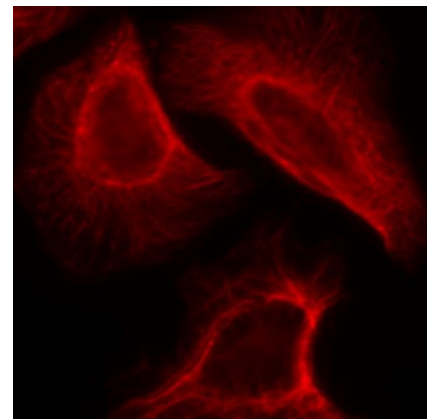
Background: This gene encodes a member of the ribosomal S6 kinase family of serine/threonine kinases. The encoded protein responds to mTOR (mammalian target of rapamycin) signaling to promote protein synthesis, cell growth, and cell proliferation. Activity of this gene has been associated with human cancer. Alternatively spliced transcript variants have been observed. The use of alternative translation start sites results in isoforms with longer or shorter N-termini which may differ in their subcellular localizations. There are two pseudogenes for this gene on chromosome 17.



Western blot analysis of extracts from MCF cells using Phospho- P70-S6K -S424 antibody.



Immunohistochemical analysis of paraffin-embedded human breast carcinoma tissue using Phospho- P70-S6K -S424 antibody



Immunofluorescence staining of methanol-fixed HeLa cells showing cytoplasmic, centrosomal and nuclear staining using Phospho- P70-S6K -S424 antibody.