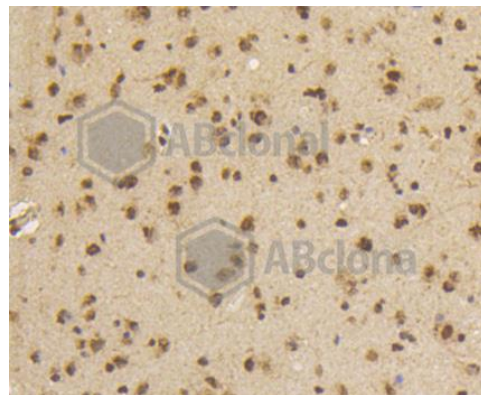
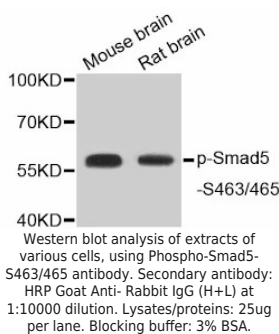
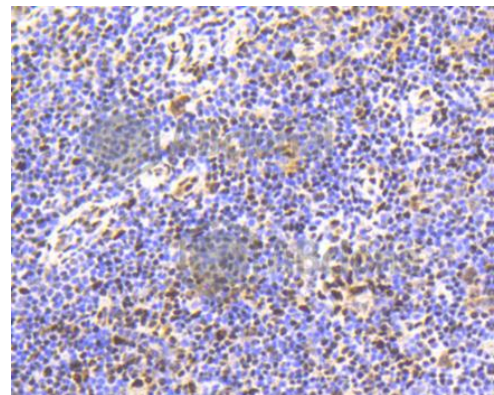


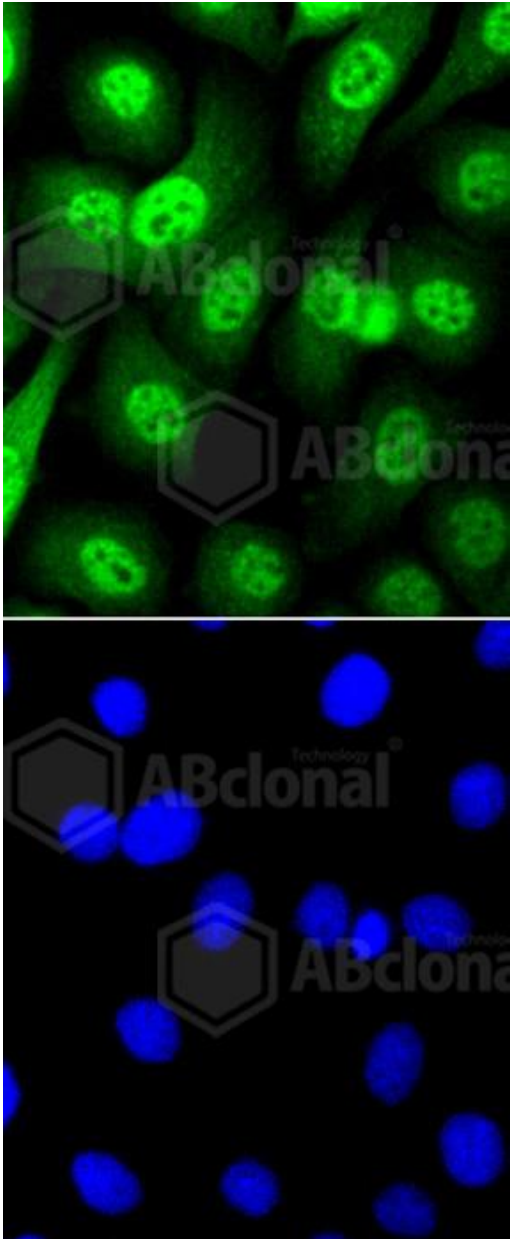
Product name:	Phospho-Smad5-S463/465
Cat number:	ABP-0629
Conjugate:	Unconjugated
Size:	100 ug
Clone:	Poly
Concentration:	1mg/ml
Host:	Rb
Isotype:	IgG
Immunogen:	A phospho specific peptide corresponding to residues surrounding S463/465 of human Smad5
Reactivity:	Hu, Ms, Rt
Applications:	Western Blot: 1:500-1:1000 Immunohistochemistry(paraffin-embedded tissues): 1:50-1:100 Immunofluorescence: 1:50-1:100
Molecular Weight:	52 kDa
Purification:	Affinity purification
Form:	liquid
Buffer:	PBS with 0.02% sodium azide, 50% glycerol, pH7.3.
Storage:	Store at -20°C. Avoid freeze / thaw cycles.
Background:	The protein encoded by this gene is involved in the transforming growth factor beta signaling pathway that results in an inhibition of the proliferation of hematopoietic progenitor cells. The encoded protein is activated by bone morphogenetic proteins type 1 receptor kinase, and may be involved in cancer. Alternative splicing results in multiple transcript variants.



Immunohistochemistry of paraffinembedded mouse brain using Phospho-Smad5-S463/465 antibody at dilution of 1:100 (40x lens).



Immunohistochemistry of paraffinembedded human tonsil using Phospho-Smad5-S463/465 antibody at dilution of 1:100 (40x lens).



Immunofluorescence analysis of SKOV-3 cell using Phospho-Smad5-S463/465 antibody.