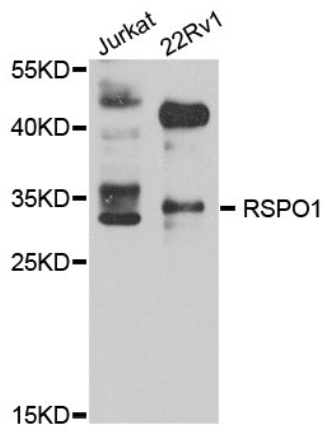
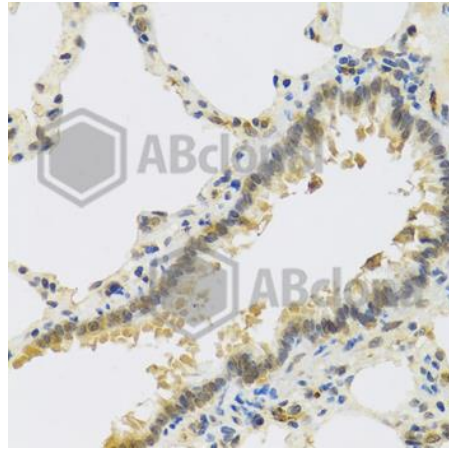
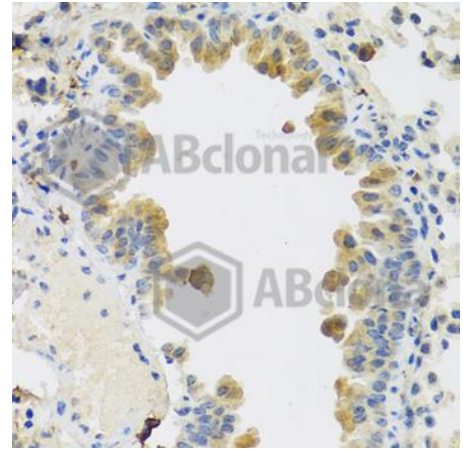

Product name:	R-Spondin
Cat number:	AB-83545
Conjugate:	Unconjugated
Size:	100 ug
Clone:	POLY
Concentration:	1mg/ml
Host:	Rb
Isotype:	IgG
Immunogen:	Recombinant protein of Human R-Spondin 1
Reactivity:	Hu, Ms, Rt
Applications:	Western Blot: 1:1000 Immunohistochemistry: (Paraffin-embedded section): 1:100
Molecular Weight:	28-29 KDa
Purification:	Aff. Pur.
Form:	Liquid
Buffer:	PBS, with 0,02% sodium Azide, 50% glycerol, pH 7.3
Storage:	At + 4°C for short term, at -20°C for longer term. Avoid Freeze and Thaw cycles.
Background:	This gene encodes a secreted activator protein with two cysteine-rich, furin-like domains and one thrombospondin type 1 domain. The encoded protein is a ligand for leucine-rich repeat-containing G-protein coupled receptors (LGR proteins) and positively regulates the Wnt signaling pathway. In mice, the protein induces the rapid onset of crypt cell proliferation and increases intestinal epithelial healing, providing a protective effect against chemotherapy-induced adverse effects. Alternative splicing results in multiple transcript variants.



Western Blot using AB-83545 on extracts of various cells.



IHC (P) 1:100 on Rat Lung using R Spondin



IHC (P) 1:100 on mouse lung