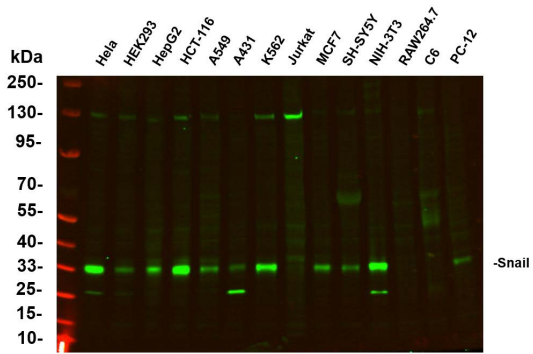
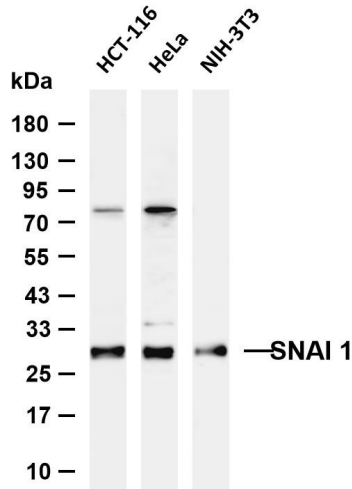


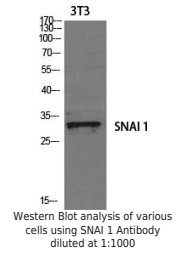
Product name:	Snail Rabbit Monoclonal Antibody
Cat number:	MABN36793
Conjugate:	Unconjugated
Size:	100 ul
Clone:	Monoclonal
Concentration:	1mg/ml
Host:	Rabbit
Isotype:	IgG,Kappa
Immunogen:	Endogenous
Reactivity:	Human,Mouse, Rat
Applications:	WB 1:2000-1:10000;IF 1:200-1:1000;ELISA 1:5000-1:20000;IP 1:50-1:200;
Molecular Weight:	29 kDa
Purification:	Protein A
Form:	liquid
Buffer:	PBS, 50% glycerol, 0.05% Proclin 300, 0.05% Protective protein
Storage:	Aliquot and store at -20°C (valid for 12 months). Avoid freeze/thaw cycles.
Background:	snail family transcriptional repressor 1(SNAI1) Homo sapiens The Drosophila embryonic protein snail is a zinc finger transcriptional repressor which downregulates the expression of ectodermal genes within the mesoderm. The nuclear protein encoded by this gene is structurally similar to the Drosophila snail protein, and is also thought to be critical for mesoderm formation in the developing embryo. At least two variants of a similar processed pseudogene have been found on chromosome 2.



Various whole cell lysates were separated by 4-20% SDS-PAGE, and the primary antibody was used at 4°C, over night with a 1:5000 dilution .



Various whole cell lysates were separated by 4-20% SDS-PAGE, and the membrane was blotted with anti-Snail antibody. The HRP Goat anti-Rabbit IgG (H + L) antibody was used to detect the antibody.



Western Blot analysis of various cells using SNAI 1 Antibody diluted at 1:1000