
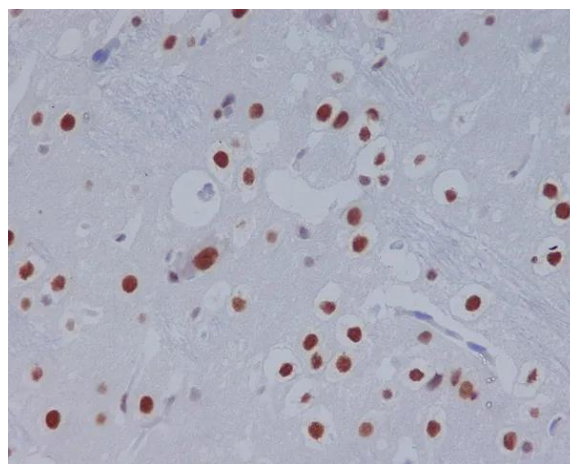


Product name:	STAT3 Rabbit Monoclonal Antibody
Cat number:	MABN04144
Conjugate:	Unconjugated
Size:	100µL
Concentration:	1mg/ml
Host:	Rabbit
Isotype:	IgG
Reactivity:	Human,Mouse,Rat
Applications:	WB 1:500-1:1000,IHC 1:50-1:100,ICC/IF 1:50-1:200
Molecular Weight:	88 kDa
Purification:	Affinity purification
Form:	liquid
Buffer:	Rabbit IgG in phosphate buffered saline , pH 7.4, 150mM NaCl, 0.02% sodium azide and 50% glycerol.
Storage:	Store at 4°C short term. Aliquot and store at -20°C long term. Avoid freeze/thaw cycles.

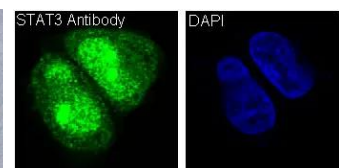
Background: The protein encoded by this gene is a member of the STAT protein family. In response to cytokines and growth factors, STAT family members are phosphorylated by the receptor associated kinases, and then form homo- or heterodimers that translocate to the cell nucleus where they act as transcription activators.



Western blot analysis of STAT3 in (1) A431 lysates; (2) Human liver lysates; (3) mouse heart lysates; (4) rat brain lysates using STAT3 antibody.



Immunohistochemistry analysis of paraffin-embedded rat brain using STAT3 antibody. High-pressure and temperature Sodium Citrate pH 6.0 was used for antigen retrieval.



Immunofluorescence analysis of STAT3 in HeLa treated with IFNalpha using STAT3 antibody.