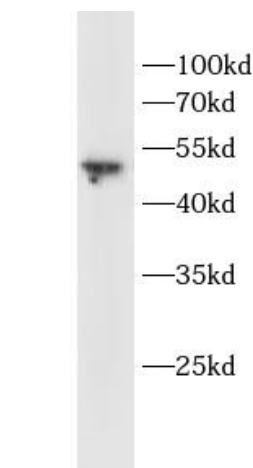
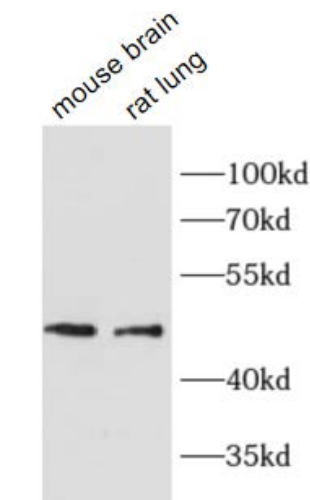


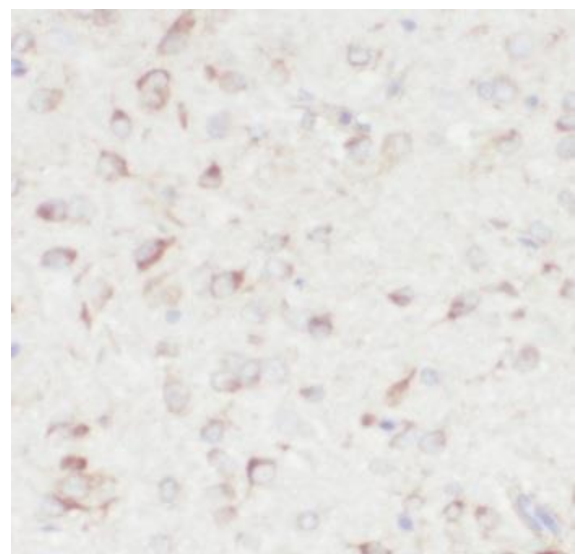
Product name:	TMEM119 Rabbit Polyclonal Antibody
Cat number:	AB-84430
Conjugate:	Unconjugated
Size:	100 ug
Clone:	POLY
Concentration:	1mg/ml
Host:	Rabbit
Isotype:	IgG
Immunogen:	transmembrane protein 119
Reactivity:	Human;Mouse;Rat
Applications:	Western Blot: 1:500-1:1000 Immunohistochemistry (paraffin-embedded tissues) : 1:200-1:1000
Molecular Weight:	45kDa
Purification:	Immunogen affinity purified
Form:	Liquid
Buffer:	PBS with 0.02% sodium azide and 50% glycerol pH 7.3,
Storage:	Store at -20°C. Avoid freeze / thaw cycles.
Background:	Involved in positive regulation of bone mineralization; positive regulation of osteoblast differentiation; and positive regulation of osteoblast proliferation. Located in plasma membrane.



HEK-293 cells were subjected to SDS PAGE followed by western blot with (TMEM119 antibody) at dilution of 1:500



Various lysates were subjected to SDS PAGE followed by western blot with (TMEM119 antibody) at dilution of 1:500



Immunohistochemistry of paraffin-embedded human brain slide using (TMEM119 antibody) at dilution of 1:500