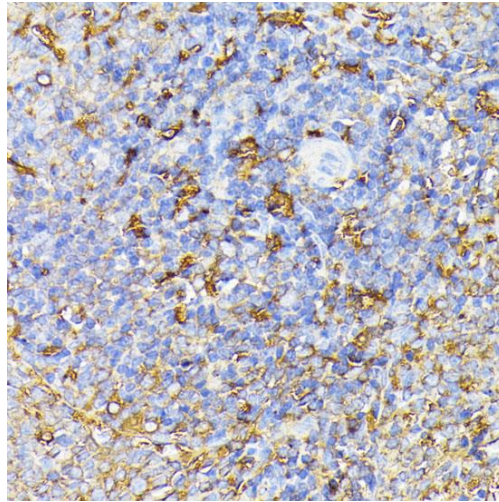
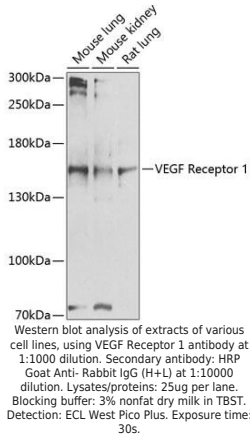
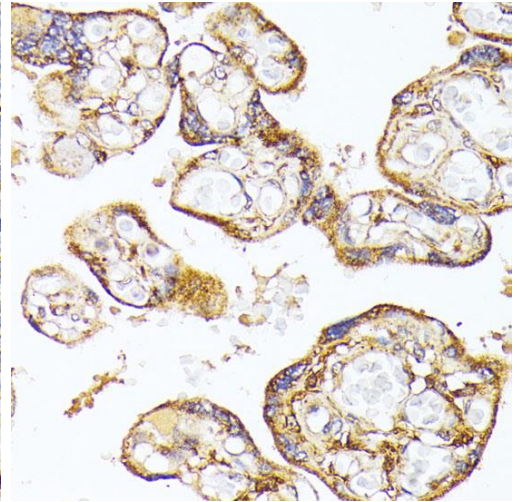

Product name:	VEGFR1 / FLT-1
Cat number:	AB-83877
Size:	100 ug
Clone:	POLY
Concentration:	1mg/ml
Host:	Rb
Isotype:	IgG
Immunogen:	Recombinant fusion protein containing a sequence corresponding to amino acids 20-300 of human VEGF Receptor 1
Reactivity:	Ms, Rt
Applications:	Western Blot: 1:500 - 1:2000 Immunohistochemistry: 1:50 - 1:100
Molecular Weight:	151kDa
Purification:	Aff. Pur.
Form:	Liquid
Buffer:	PBS with 0.02% sodium azide, pH7.3
Storage:	Store at -20°C. Avoid freeze / thaw cycles.
Background:	<p>This gene encodes a member of the vascular endothelial growth factor receptor (VEGFR) family. VEGFR family members are receptor tyrosine kinases (RTKs) which contain an extracellular ligand-binding region with seven immunoglobulin (Ig)-like domains, a transmembrane segment, and a tyrosine kinase (TK) domain within the cytoplasmic domain. This protein binds to VEGFR-A, VEGFR-B and placental growth factor and plays an important role in angiogenesis and vasculogenesis. Expression of this receptor is found in vascular endothelial cells, placental trophoblast cells and peripheral blood monocytes. Multiple transcript variants encoding different isoforms have been found for this gene. Isoforms include a full-length transmembrane receptor isoform and shortened, soluble isoforms. The soluble isoforms are associated with the onset of pre-eclampsia.</p>



Immunohistochemistry of paraffin embedded rat spleen using FLT1 antibody at dilution of 1:100 (40x lens).



Immunohistochemistry of paraffin embedded human placenta using FLT1 antibody at dilution of 1:100 (40x lens).